



**Supporting the future
of Syria and the region**
Brussels VIII Conference 2024

Supporting Syria and the Region: Post-Brussels Conference Financial Tracking

Report Eighteen
May 2025



FUNDED BY THE
EUROPEAN UNION

Supporting Syria and the region: Post-Brussels conference financial tracking: May 2025

On 27 May 2024, the European Union hosted the eighth edition of the Brussels Conference on 'Supporting the future of Syria and the Region.' The event gathered representatives from EU Member States, neighbouring countries, partner countries, international organisations such as the UN, and International Financial Institutions (IFIs) to secure essential financial support for addressing the urgent and resilience needs of Syrians and their host communities in the region.

The Conference featured a Day of Dialogue, engaging with Syrian civil society, on 30 April in the premises of the European Parliament in Brussels; and a Ministerial Segment on 27 May in the premises of the EU Council; as well as a number of side events and a dedicated cultural programme.

The donor community committed to a total of €7.5 billion, comprising €5 billion in grants and €2.5 billion in loans for 2024 and subsequent years¹. This aggregate includes the €2.12 billion pledged by the European Commission (EC) for 2024 and 2025, as announced by Josep Borrell, High Representative for Foreign Affairs and Security Policy/Vice-President of the European Commission. Overall, the EC, its Member States, and the European Investment Bank (EIB) together pledged almost €6 billion, solidifying their position as the largest contributors to the Syria response.

This is the eighteenth financial tracking report in a series that tracks financial contributions against

pledges made in response to the Syrian crisis. This report was commissioned by the European Commission and presents the contributions of donors against their pledges made at the 27 May 2024 Brussels VIII conference, as of 31 December 2024².

This report summarises the progress of contributions to respond to the crisis in Syria and in the neighbouring refugee-hosting countries: Jordan, Lebanon, Türkiye, Iraq, and Egypt.

It also provides a breakdown of grant pledges and contributions and loan pledges to Syria and the region. Information was gathered directly from all participating donors and multi-lateral development banks, supplemented by Brussels conference documentation and triangulated with data from the Office for the Coordination of Humanitarian Affairs (OCHA) Financial Tracking Service (FTS).

A glossary of the terms used throughout is given at the end of the report (Annex A: Glossary), as are details of the data sources and methodology employed (Annex B: Methodology).

In this report, the term "contribution" encompasses the total amount of support documented at each distinct phase of the funding process — namely, committed, contracted, and disbursed (see Annex A: Glossary).

This publication was produced with the financial support of the European Union. Its contents are the sole responsibility of Altair Asesores and do not necessarily reflect the views of the European Union.

¹ Brussels VIII Conference Press Release
<https://ec.europa.eu/commission/presscorner>

² Throughout this report, as of 'December 2024' is used as shorthand for 31 December 2024.

Contents

Key results3

Overview5

 Grant Contributions6

 Loan Pledges and Contributions9

Progress by Recipient Country.....10

 Grant Contributions 2024 10

 Grant Contributions 2025 and beyond 11

 Loan Contributions 2024 and beyond 12

In focus: Contributions to Jordan, Lebanon, Türkiye, and Syria.....13

Sectors18

Channels of Delivery20

UN Coordinated Response Plans21

Annexes23

 Annex A: Glossary 23

 Annex B: Methodology 25

Key results

On 27 May 2024, the Brussels VIII Conference on Supporting the Future of Syria and the Region saw the international community and refugee-hosting governments reaffirm their dedication to assisting millions of Syrian civilians and refugees, as well as the communities hosting them.

Together, 33 donor countries and the EC pledged €3.85 billion (US\$4.17 billion) in grants to support humanitarian, development and stabilisation activities in 2024 in Syria and the region. In addition, six donor countries and the EC made forward-looking pledges of €1.16 billion (US\$1.26 billion) for 2025 and beyond. Finally, two IFIs and one

donor country announced €2.51 billion (US\$2.73 billion) in loans for 2024 and beyond. More details can be found in the Financial Pledging Statement.³

The goal of this monitoring exercise is to offer an update on the funds provided in the region and to hold donors accountable for fulfilling their pledges made at the Brussels VIII Conference. This report reviews contributions up until the end of December 2024, only seven months post-conference, which accounts for why some pledges were yet to be completely realised.

³ BVIII Financial Pledging Statement
https://www.eeas.europa.eu/eeas/bviii-financial-pledging-statement_en

<p>This Eighteenth financial tracking report notes that, as of 31 December 2024:</p> <ul style="list-style-type: none"> • Donors have so far contributed €4.9 billion (US\$5.4 billion) in grants for 2024 for Syria and countries in the region most affected by the Syrian crisis (Jordan, Lebanon, Türkiye, Iraq, and Egypt), already fulfilling 128%⁴ of the original conference pledge of €3.9 billion (US\$4.2 billion). • For grants for 2025 and beyond, donors made available €1.3 billion (US\$1.4 billion), already fulfilling 115% of the original conference pledge of €1.2 billion (US\$1.3 billion). • For loans for 2024 and beyond, two IFIs and one donor made available €2.2 billion (US\$2.4 billion), so far satisfying 89% of the original conference pledge of €2.5 billion (US\$2.7 billion) in loans to the governments of refugee-hosting countries. <p>These figures refer to new contributions and should not take account of ongoing interventions funded with contributions from previous years.</p> <p>Together, the EC and 22 of its MS⁵ pledged a total €2.7 billion (US\$2.9 billion), representing 69% of the 2024 grant pledge made at the Brussels VIII Conference. As of December 2024, the EC and the MS had contributed €3.1 billion (US\$3.4 billion), representing two-thirds of all contributions, thereby fulfilling 116% their total grant pledge for 2024.</p> <p>In terms of grant contributions for 2024, the three largest donors are the EC, Germany, and the United States together accounting for 67% of all 2024 grant contributions as of December 2024.</p> <p>Of recipient countries, Syria received the largest 2024 grant contribution of €1.4 billion (US\$1.5 billion). The three largest donors accounted for 53% of total grant contributions for Syria in 2024, as follows: Germany €348 million (US\$378 million), the EC €204 million (US\$221 million) and the USA €183 million (US\$198 million). Syria also benefited from €61 million (US\$67 million) in grant contributions for 2025 and beyond.</p> <p>Lebanon received the second largest amount of 2024 grant contributions, at €1.3 billion (US\$1.4 billion). The three largest donors contributed 63% of total grant contributions for Lebanon in 2024, as follows: Germany €392 million (US\$425 million), the EC €277 million (US\$ 300 million), and France</p>	<p>€167 million (US\$181 million). For 2025 and beyond, grant contributions of €246 million (US\$266 million) were made available for Lebanon by the end of December 2024.</p> <p>Türkiye received €1.1 billion (US\$1.2 billion) in grant contributions for 2024, with the main donor, the EC, contributing 88% of all contributions by December 2024, with €1 billion (US\$1.1 billion) in grant contributions.</p> <p>By December 2024, Jordan received €653 million (US\$708 million) in 2024 grant contributions. The three largest donors contributed 59% of the total: Germany €161 million (US\$175 million), the USA €131 million (US\$142 million), and the EC €94 million (US\$102 million).</p> <p>Jordan was allocated the most grant contributions for 2025 and beyond, €661 million (US\$716 million). Also, loan contributions for Jordan for 2024 and beyond amounted to €1.2 billion (US\$1.3 billion), already exceeding the conference loan pledge of €1.1 billion (US\$1.2 billion).</p> <p>Egypt had received by December 2024 grant contributions of €79 million (US\$86 million) already fulfilling 149% the conference pledge of €53 million (US\$58 million). Egypt was also subject to loan contributions amounting to €430 million (US\$466 million) by the end of December 2024.</p> <p>As of December 2024, the funding requirements of the Syria Humanitarian Response Plan (HRP) 2024⁶ and the Syria Regional Refugee and Resilience Plan (3RP) 2024⁷ were 36%⁸ and 29%⁹ covered, respectively. The co-chairs urged donors to maintain or step up their efforts and renew their financial commitments in support of the continued delivery of lifesaving, protection, and resilience support in the region in 2024 and beyond, wherever possible on a multi-annual basis.</p> <p>The crisis in Syria is one of the largest humanitarian crises of our times and had dreadful consequences for its people and a destabilising impact on the region. The EC continues to support a political solution and to mobilise significant resources to assist the Syrian people – both in Syria and in the region – including through these donor conferences.</p>
--	--

⁴ Percentages calculated from actual figures rather than rounded totals

⁵ EU27

⁶ Syrian Arabic Republic HRP 2024

⁷ Syrian Arabic Republic 3RP 2024

⁸ Syrian Arabic Republic HRP 2024

⁹ Syrian Arabic Republic 3RP 2024

[Member States](#)

<https://humanitarianaction.info/plan/1175>

<https://humanitarianaction.info/plan/1168>

<https://fts.unocha.org/plans/1175/summary>

<https://fts.unocha.org/plans/1168/summary>

Overview

At the Brussels VIII Conference on 27 May 2024, donors pledged a total of **€5 billion in grants for 2024 and beyond**: specifically, 34 donors publicly pledged **€3.9 billion** in grants for 2024, plus seven donors pledged a further **€1.2 billion** for 2025 and beyond.¹⁰

As of 31 December 2024, donors reported grant contributions for 2024 of €4.9 billion, thereby fulfilling 128% of the total conference pledge for 2024 (€3.9 billion). Of the 34 donors who pledged for 2024, some 30 had met, nearly met (above 95%) or exceeded their pledges just seven months post-conference. For 2025 and beyond, seven donors reported grant contributions totalling €1.3 billion, thereby fulfilling 115% of the original conference pledge (€1.2 billion).

For loans for 2024 and beyond, a total pledge was made of €2.5 billion for new loans, with IFIs pledging €2.4 billion and France pledging €150 million. As of December 2024, 89% or €2.2 billion of the new loan pledges made at the conference have already been realised.

Since the tracking of pledges made at the conferences started in 2016 with the “Supporting Syria & the Region Conference” in London, there

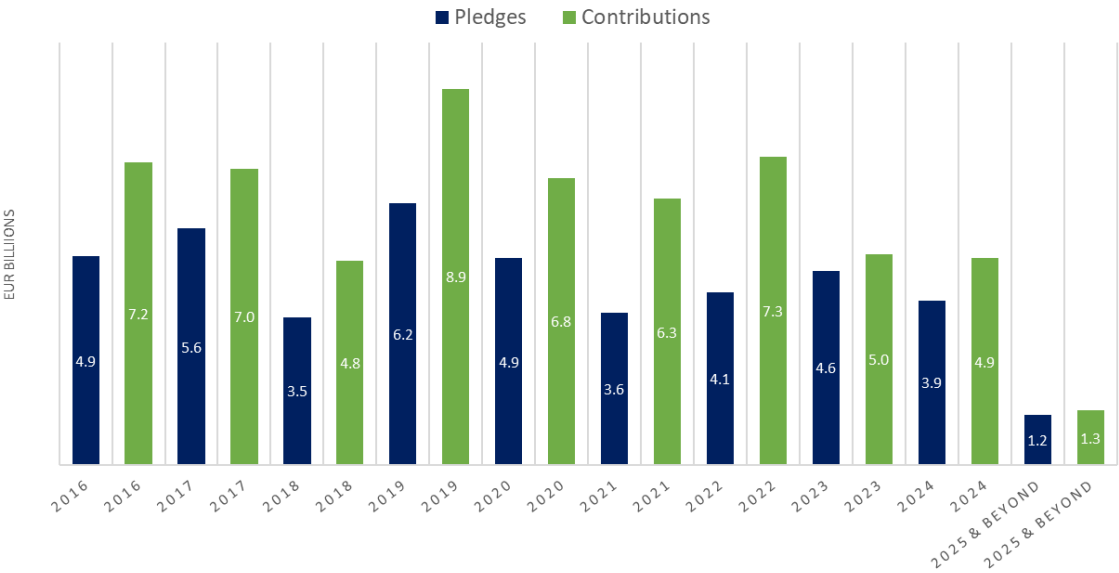
has been a clear trend of contributions (committed, contracted, and disbursed amounts) exceeding pledges. Consistent with this trend, as of December 2024, grant contributions for 2025 and beyond have exceeded the pledges made at Brussels VIII Conference.

Representatives at the Brussels VIII Conference expressed grave concern about Syria, one of the world’s most complex humanitarian and protection emergencies and displacement crises of our times.

The fall of the Assad regime in December 2024 and the new government formed in March 2025 mark a historic moment and an opportunity for the Syrian people, who have endured immense suffering and demonstrated extraordinary resilience in their pursuit of dignity, freedom, and justice. All Syrians, in the country and the diaspora, should have an opportunity to reunify, stabilise and rebuild their country.

In this critical period, the European Union and its Member States stand with the Syrian people and are ready to step up its engagement to support an inclusive transition, help address humanitarian needs and efforts towards economic recovery and future reconstruction.

Figure 1: Grant contributions against pledges by year



¹⁰ A detailed list of all pledges can be found in Tables 1-3 of the Financial Pledging Statement: https://www.eeas.europa.eu/eeas/bviii-financial-pledging-statement_en

Progress by Donor

Grant Contributions

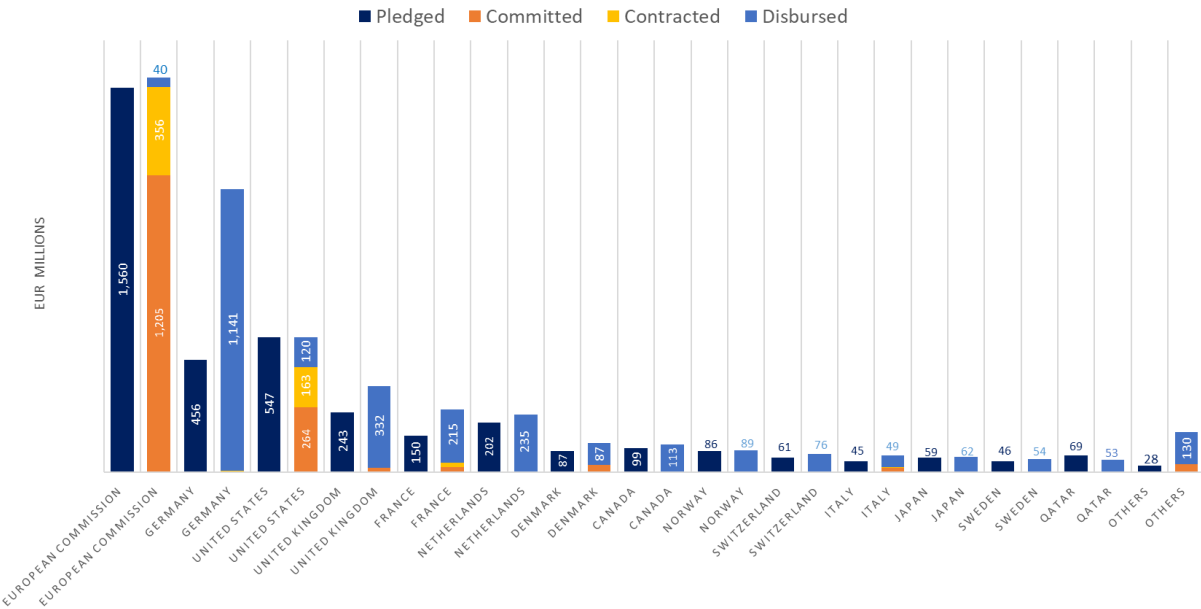
As of December 2024, 34 donors contributed a total of €4.9 billion in grants to Syria and the region against their grant pledges of €3.9 billion for 2024¹¹. This amounts to 128% of the total pledge for 2024 grants being firmly contributed to a country, sector, and delivery channel, by December 2024 just seven months after the conference.

This includes funds reported as committed, contracted, and disbursed. Of the 34 donors who

pledged for 2024, 30 had made contributions that met, nearly met (above 95%) or exceeded their pledges by the end of December 2024.

The top three donors contributed 67% of all contributions for 2024, as follows: the EC 32% (€1.6 billion), Germany 23% (€1.1 billion), and the USA 11% (€547 million). These three donors fulfilled or exceeded their conference pledges, including Germany whose pledge was fulfilled by 252%.

Figure 2: Grant contributions and pledges by donor, 2024



¹¹ The 2024 grant contributions do not include contributions to the EU Facility for Refugees in Türkiye.

Table 1: Grant contributions and pledges (EUR), 2024

Donor	Pledged	Contributions	Committed	Contracted	Disbursed
European Commission	1,560,000,000	1,601,134,481	1,205,000,000	356,465,365	39,669,116
Germany	455,587,731	1,147,421,757		6,760,383	1,140,661,374
United States	546,833,709	546,833,709	264,394,936	162,588,671	119,850,102
United Kingdom	243,031,065	350,596,638	18,673,047		331,923,591
France	150,000,000	255,132,083	22,126,000	18,140,424	214,865,659
Netherlands	202,000,000	235,342,834			235,342,834
Denmark	87,247,872	118,745,648	31,403,019		87,342,629
Canada	99,431,818	113,143,547			113,143,547
Norway	85,962,348	88,670,162			88,670,162
Switzerland	60,882,801	75,863,188			75,863,188
Italy	45,000,000	69,792,057	19,500,000	1,717,495	48,574,562
Japan	58,916,332	62,142,847			62,142,847
Sweden	45,988,846	53,785,674			53,785,674
Qatar	69,162,671	52,765,840			52,765,840
Belgium	28,250,000	28,250,000			28,250,000
Republic of Korea	23,976,392	23,976,392	23,976,392		
Ireland	21,800,000	22,825,000	500,000		22,325,000
Finland	19,000,000	19,000,000			19,000,000
Spain	5,400,000	18,866,659			18,866,659
Australia	6,142,129	13,205,577			13,205,577
Austria	15,000,000	11,980,000	8,000,000	1,400,000	2,580,000
Hungary	9,938,438	10,849,924			10,849,924
Luxembourg	5,500,000	5,845,321			5,845,321
Czechia	3,674,055	3,755,206		159,938	3,595,268
Iceland	1,996,008	1,996,009			1,996,009
Liechtenstein	710,299	1,614,090			1,614,090
Slovak Republic	1,250,000	710,895			710,895
Malta	75,000	229,606	19,093		210,513
Bulgaria	114,814	114,814			114,814
Cyprus	100,000	100,000			100,000
Greece	100,000	100,000			100,000
Portugal	100,000	100,000			100,000
Slovenia	100,000	100,000			100,000
Romania	200,000	-			
Totals EUR	3,853,472,328	4,934,989,958	1,593,592,487	547,232,276	2,794,165,195

At the Brussels VIII Conference, seven donors announced forward-looking pledges totalling €1.2 billion in grants for 2025 and beyond. As of December 2024, donors had contributed a total of €1.3 billion in grants to Syria and the region for 2025 and beyond, thereby fulfilling 115% of their conference pledge.

Notably, Germany provided nearly all of these forward-looking contributions (€1.3 billion) by

fulfilling 223% their conference pledge of €597 million for 2025 and beyond.

The EC, who announced a similar forward looking grant pledge at the conference (€560 million), were not able to report contributions for 2025 and beyond, due to regular annual budget approval processes.

Figure 3: Grant contributions and pledges, by donor 2025 and beyond

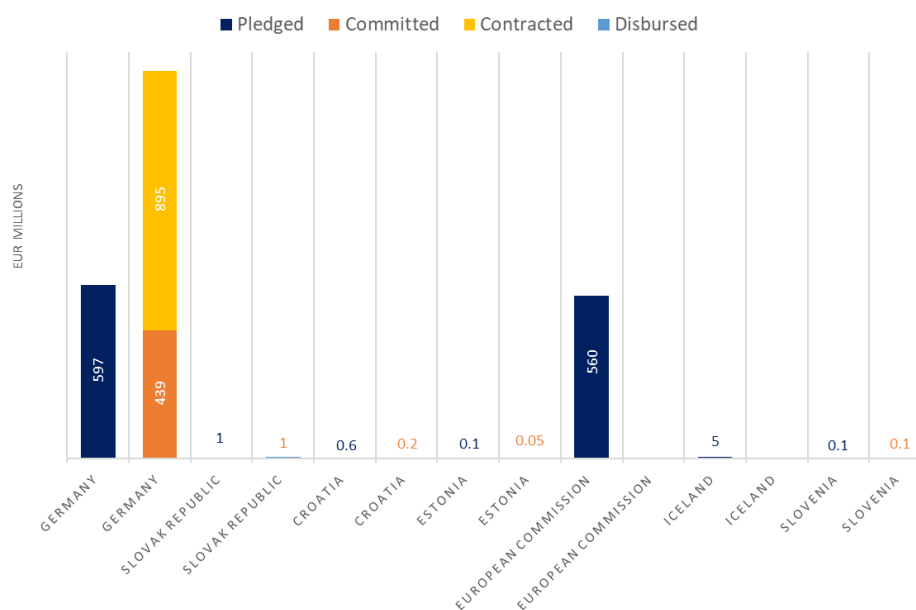


Table 2: Grant contributions and pledges (EUR), 2025 and beyond

Donor	Pledged B7C	Contributions	Committed	Contracted	Disbursed
Germany	597,407,269	1,334,118,227	439,400,000	894,718,227	
Slovak Republic	1,400,000	1,266,300	1,259,620		6,680
Croatia	600,000	200,000	200,000		
Slovenia	100,000	100,000	100,000		
Estonia	50,000	50,000			50,000
European Commission	560,000,000				
Iceland	5,455,755				
Totals EUR	1,165,013,024	1,335,734,527	440,959,620	894,718,227	56,680

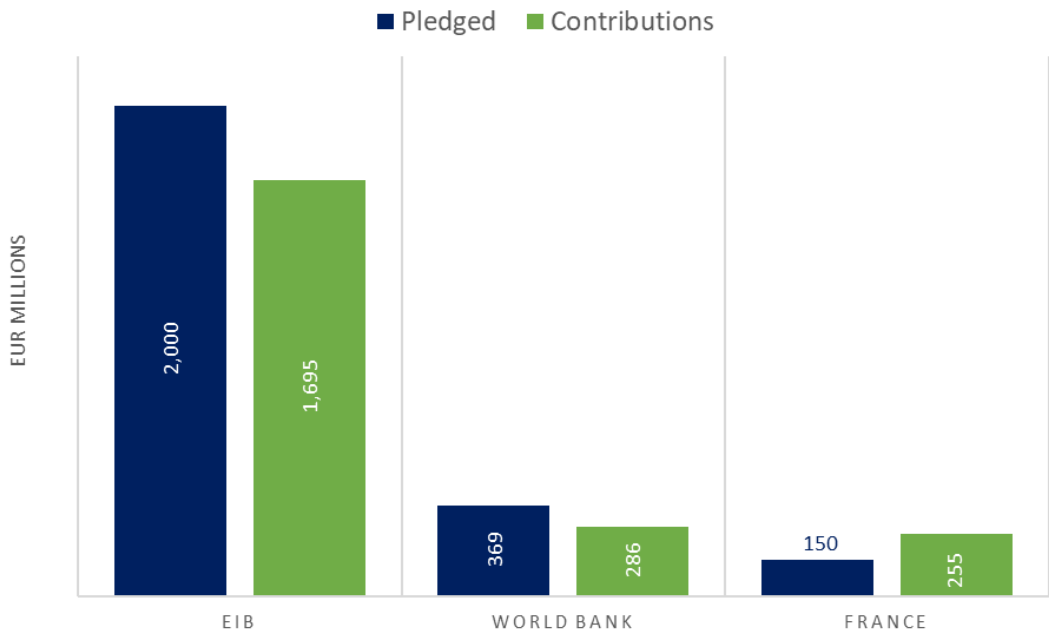
Loan Pledges and Contributions

At the Brussels VIII Conference, a total of €2.5 billion of new loan funding was pledged for 2024 and beyond, which is on top of substantial loan pledges and contributions made in previous years. By the end of December 2024, €2.2 billion (89%) of the total loan pledge for 2024 and beyond had been made available as loan contributions.

The largest loan contribution for 2024 and beyond was made by the European Investment Bank

(EIB)(€1.7 billion)¹³, accounting for three-quarters (76%) of all loan contributions to Syria and the region and already fulfilling 85% of the EIB conference pledge of €2 billion¹⁴ just seven months after the conference. The World Bank, by the end of 2024 had satisfied 77% of its conference pledge of €369 million, whereas France had fulfilled 170% of its €150 million conference loan pledge for 2024 and beyond.

Figure 4: Loan contributions against pledges by lender, 2024 and beyond



A key component of the tracking of loan funding is to track the concessional status of the loan financing, with concessional loans offering a further means to support the region. Loan financing to the region is ideally made on concessional terms either on International Development Association equivalent terms or consistent with the revised Organisation for Economic Cooperation and

Development (OECD) Development Assistance Committee (DAC) principles agreed on 16 December 2014¹⁵.

Of the €2.5 billion in loan pledges for 2024 and beyond, nearly all were declared to be concessional based loan financing. The only non-concessional loan pledge was announced by the World Bank.

¹³ EIB Contributions are calculated on a rolling basis, with new operations committed and reported progressively as they are launched.

¹⁴ EIB pledges are tentative lending targets and indicative of the state of play of the pipeline of projects for potential financial support.

¹⁵ The 2014 OECD DAC principles are outlined here: <https://www.oecd.org/dac/OECD%20DAC%20HLM%20Commu%20nique.pdf>

Progress by Recipient Country

Grant Contributions 2024

The financial contributions in this report are directed to Syria and five neighbouring countries hosting Syrian refugees (Lebanon, Türkiye, Jordan, Iraq, and Egypt). This encompasses support through various individual, regional, or multi-country frameworks.

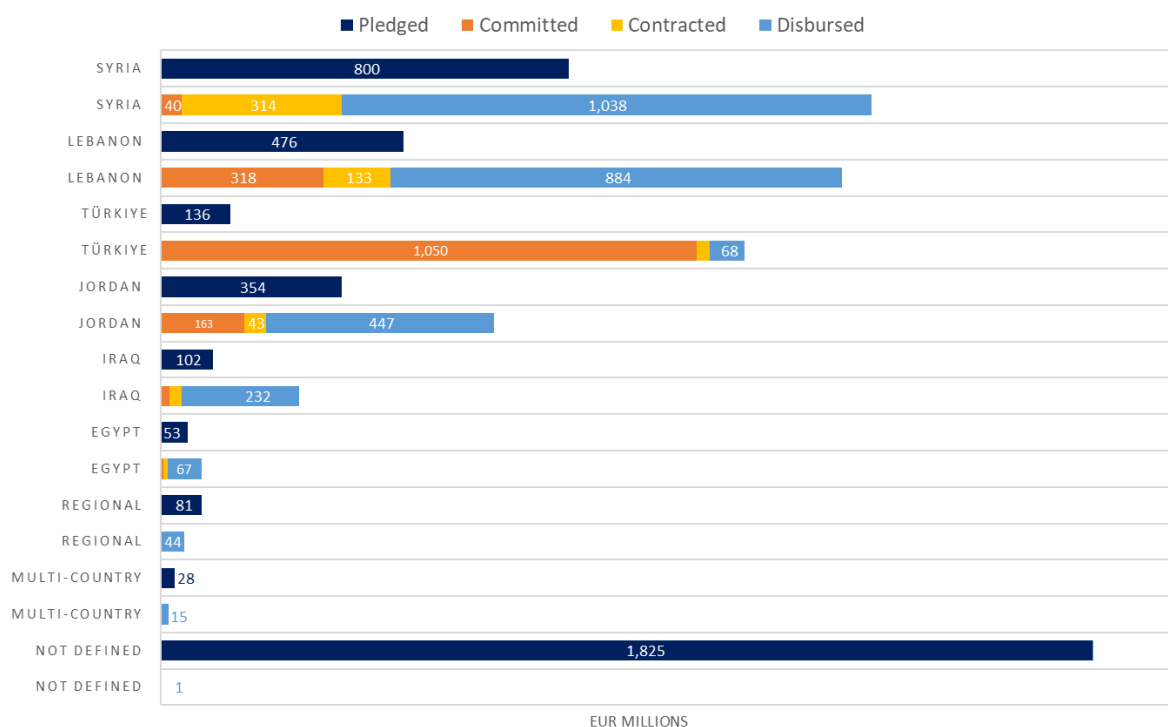
Donor pledges announced at the Brussels VIII Conference depict total amounts in support of humanitarian, resilience, and development activities for the crisis response for Syria and the neighbouring countries. At the time of the conference, many pledges were reported as 'Not geographically defined' as shown in Figures 5 and 6. Subsequently, some but not all donors were, at the time of this report, able to share additional information about their pledges broken down by individual recipient countries. This helps to explain why contributions very often exceed pledges at the level of individual recipient countries

and why there is little or no delivery under the 'Not defined' pledges.

A third of all grant pledges for 2024 were allocated either to Syria (21%) or to Lebanon (12%). By 31 December 2024, contributions to Syria had already reached €1.4 billion thereby fulfilling 174% of the conference pledge. Importantly, three quarters of funds contributed to Syria were already disbursed (€1 billion).

By December 2024, contributions to Lebanon reached €1.3 billion, already fulfilling 281% of the conference pledge. In this case, two thirds of the funds contributed to Lebanon were already disbursed (€884 million). In contrast, by December 2024, contributions to Türkiye reached €1.1 billion, already fulfilling 842% of the conference pledge, but with a 6% disbursement rate (€68 million).

Figure 5: Grant contributions and pledges by recipient country, 2024



Grant Contributions 2025 and beyond

At the time of the conference, nearly all (99%) of all grant pledges for 2025 and beyond were announced as being 'Not geographically defined', amounting to €1.2 billion. Yet, by December 2024 donors had contributed €1.3 billion to specific recipient countries, thereby fulfilling 115% of the conference pledge.

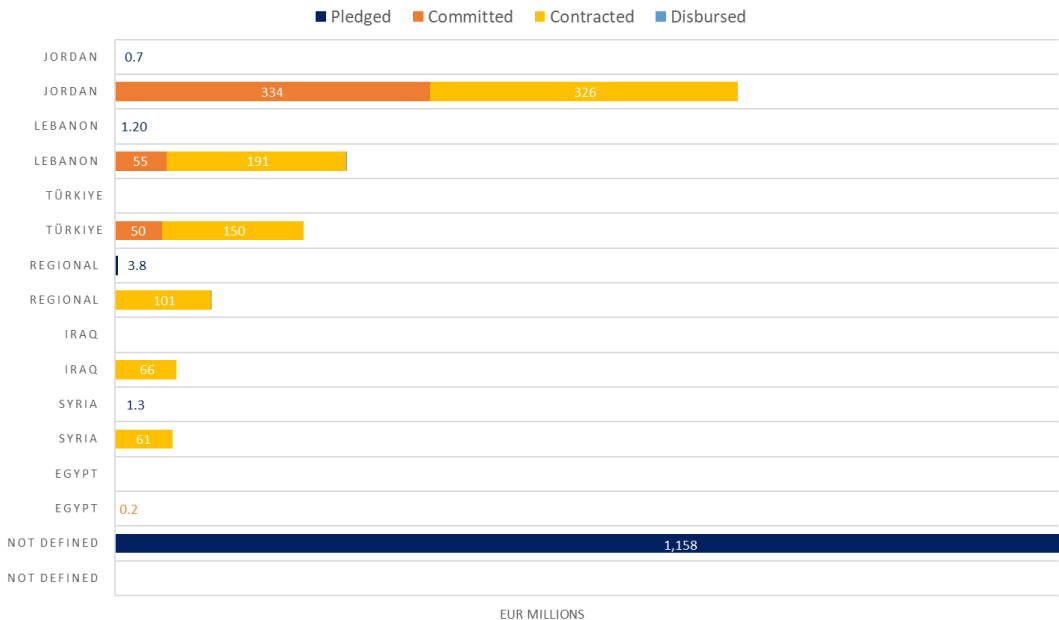
As of December 2024, nearly half (49%) of all grant contributions for 2025 and beyond were either

committed or contracted to Jordan, amounting to €661 million.

Lebanon and Türkiye were recipients of €246 million and €200 million in contributions, respectively, with each amounting to around 17% of all contributions, either committed or contracted by the end of December 2024.

Almost none of the grant contributions for 2025 and beyond were disbursed which is typical for forward looking allocations.

Figure 6: Grant contributions against pledges by recipient country, 2025 and beyond



Loan Contributions 2024 and beyond

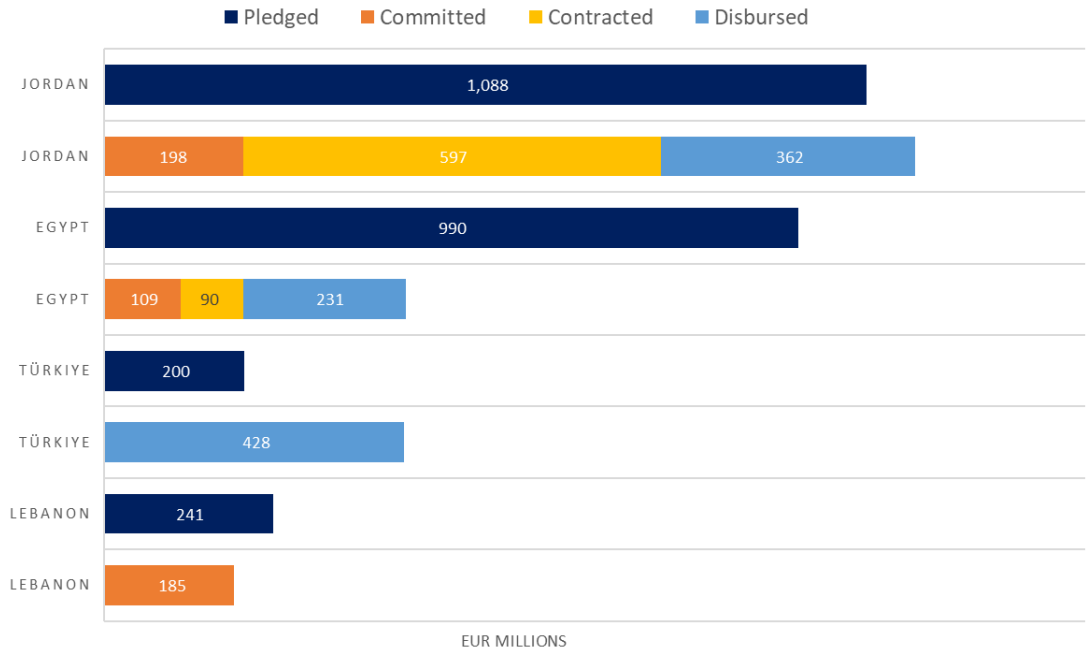
At the conference, €2.5 billion was announced as loans for 2024 and beyond. By December 2024, some 89% of the 2024 and beyond loan pledges had already materialised as contributions for a specific country (€2.2 billion).

Of the total loan pledge for 2024 and beyond, 43% was announced for Jordan (€1.1 billion). By December 2024, the loan pledge to Jordan had already been fulfilled by 106% (€1.2 billion) nearly a third of which had already been disbursed (€362 million).

Egypt was subject to a conference pledge amounting to €990 million. By December 2024 Egypt had benefitted from €430 million in contributions representing 43% of the conference loan pledge to Egypt, half of which had already been disbursed (€231 million).

At the conference Türkiye was pledged €200 million in forward looking grants. By the end of December 2024 more than €428 million had already been disbursed to Türkiye, thereby fulfilling 214% of the pledge with a disbursement rate of 100%.

Figure 7: Loan contributions against pledges by recipient country, 2024 and beyond



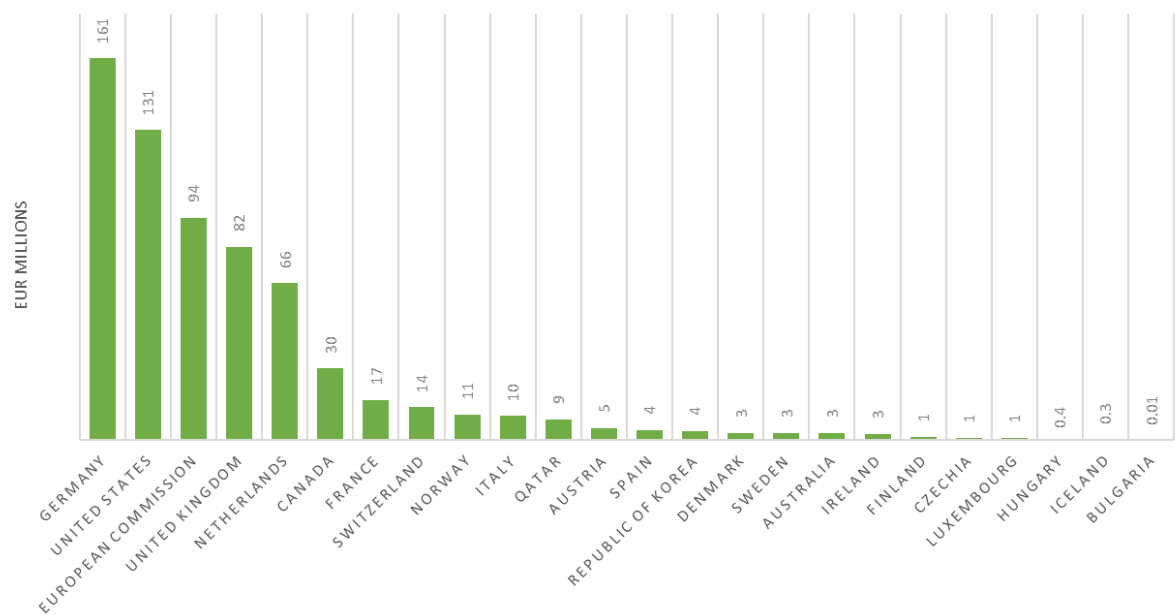
In focus: Contributions to Jordan, Lebanon, Türkiye, and Syria

Jordan

At the conference, the total grant pledges for Jordan amounted to €354 million, made up of a €354 million pledge for 2024 and a €665,000 pledge for 2025 and beyond. Associated with these pledges a total of €1.3 billion had been contributed by December 2024, made up of €653 million of grants for 2024, and €661 million of grants for 2025 and beyond.

Overall, twenty-four donors contributed 2024 grants to Jordan, of which the three largest grant contributing donors combined provided 59% (€386 million) of all 2024 grant contributions for Jordan, namely: Germany 25% (€161 million), the USA 20% (€131 million), and the EC 14% (€94 million). Germany also contributed all the grants for 2025 and beyond for Jordan with €661 million, despite not announcing a pledge at the conference.

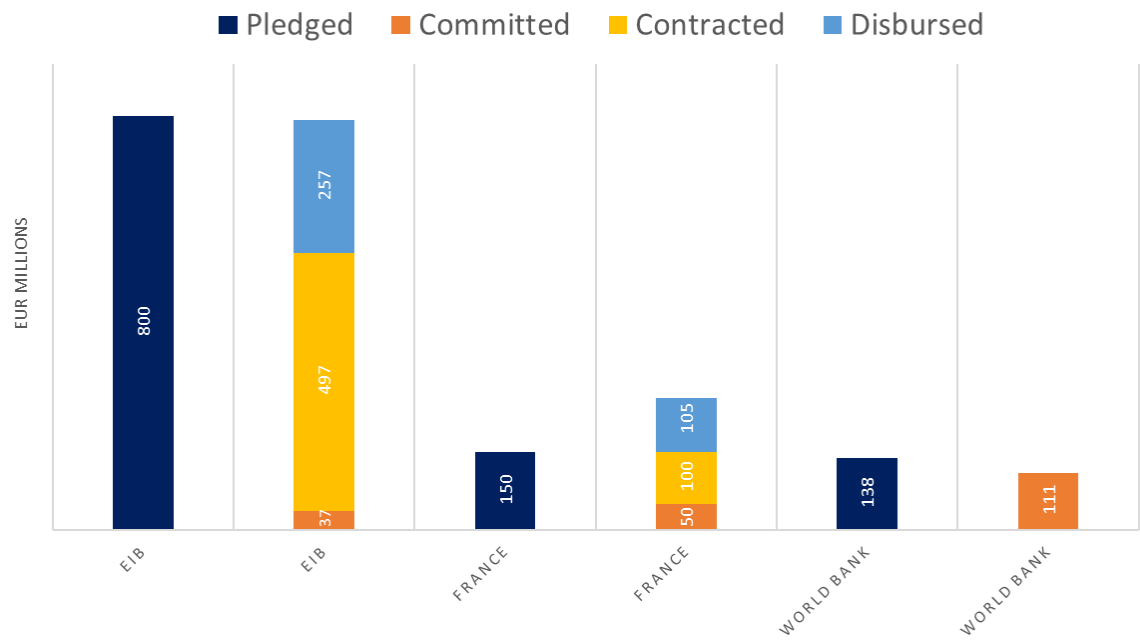
Figure 8: 2024 Grant contributions for Jordan, by donor



At the Brussels VIII Conference, Jordan was subject to a total loan pledge of €1.1 billion. By December 2024, loan contributions to Jordan reached €1.2 billion thereby fulfilling 106% of the loan pledge and representing two-thirds (52%) of all loan

contributions to Syria and the region for 2024 and beyond. The EIB contributed two thirds (68%) of all loan contributions to Jordan (€791 million) by December 2024, followed by France with 22% of all loan contributions (€255 million).

Figure 9: Loan pledges against contributions for Jordan, 2024 and beyond



Lebanon

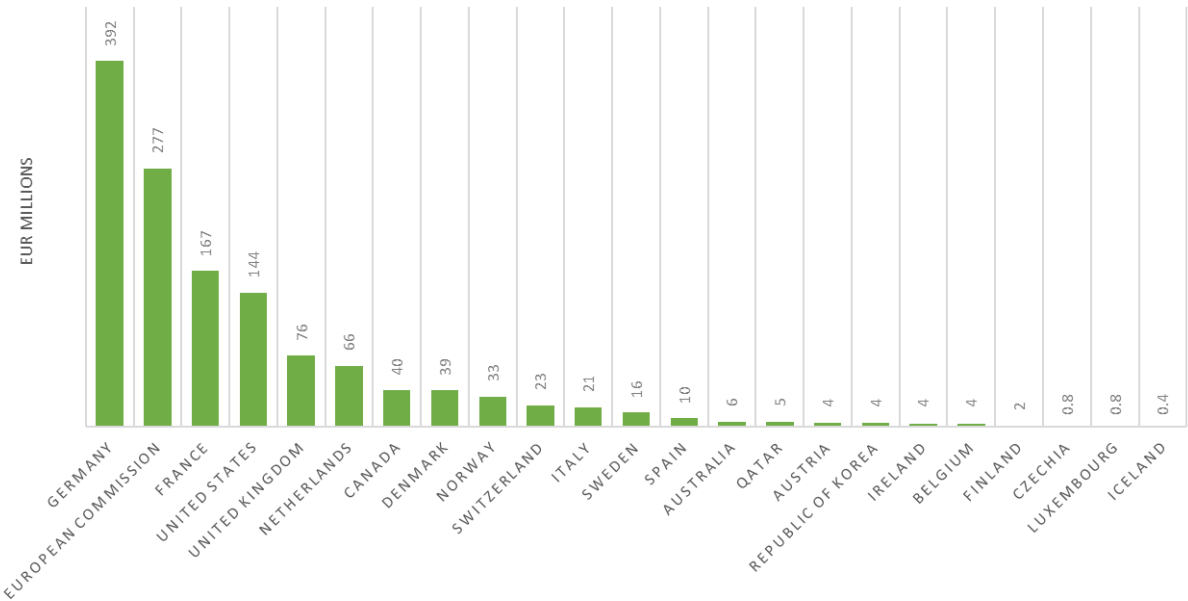
At the conference, the total grant pledges for Lebanon amounted to €477 million made up of €476 million pledged for 2024 and €1.2 million pledge for 2025 and beyond. Associated with these pledges a total of €1.6 billion was contributed by December 2024 made up of €1.3 billion for 2024 and €246 million for 2025 and beyond.

For grants 2024, the three largest grant contributing donors combined provided 63% (€835 million) of all

2024 grant contributions to Lebanon, namely: Germany 29% (€392 million), the EC 21% (€277 million), and France 13% (€167 million).

At the conference, Lebanon was pledged €241 million in loans for 2024 almost entirely by the World Bank. By December 2024 this pledge was 77% met with €185 million in loan contributions for 2024 and beyond.

Figure 10: 2024 Grant contributions for Lebanon, by donor



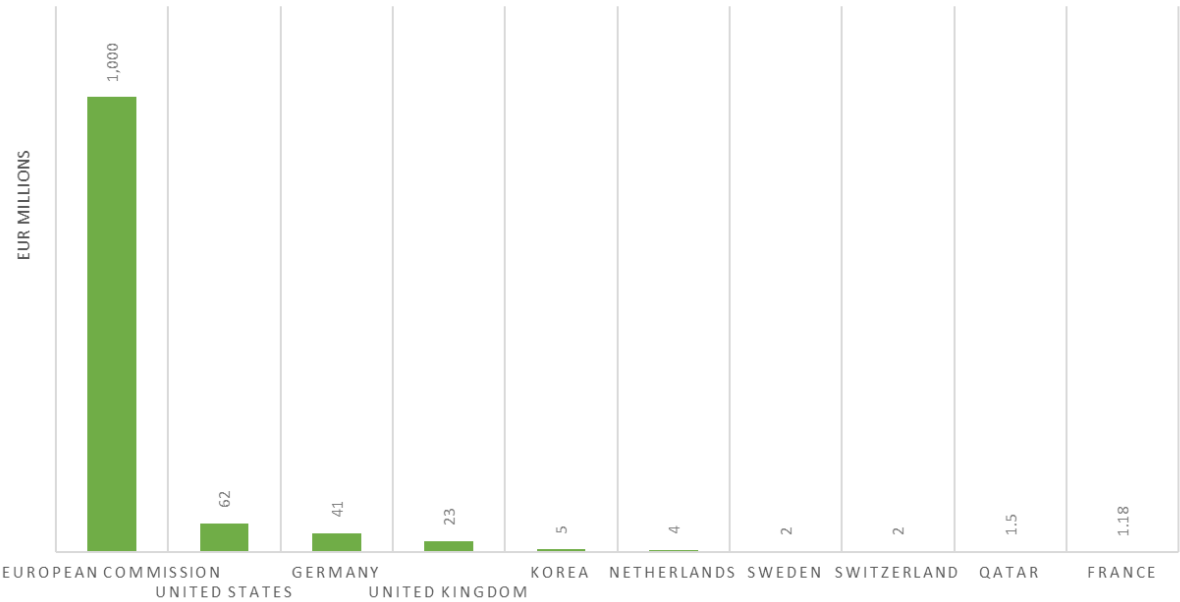
Türkiye

As of December 2024, out of a total grant pledge for Türkiye of €136 million, €1.3 billion was contributed¹⁶. This is made up of €1.1 billion in grant contributions for 2024 and €200 million in grant contributions for 2025 and beyond.

Of all 2024 grant contributions to Türkiye, 88% was provided by the EC, totalling €1 billion.

Türkiye was also pledged €200 million in loans for 2024 and beyond, a pledge that was already fulfilled 214% by December 2024 (€428 million). This pledge and the associated commitment, which was 100% disbursed, was entirely from the EIB.

Figure 11: 2024 Grant contributions for Türkiye, by donor



¹⁶ This does not include the ongoing contributions being made to the EU Facility for Refugees in Türkiye (FRIT), as these

contributions are being made against previous pledges made in 2019 or before.

Syria

At the Brussels VIII Conference donors pledged €801 million in grants to Syria, of which €800 million was pledged for grants in 2024, and €1.3 million was pledged for 2025 and beyond.

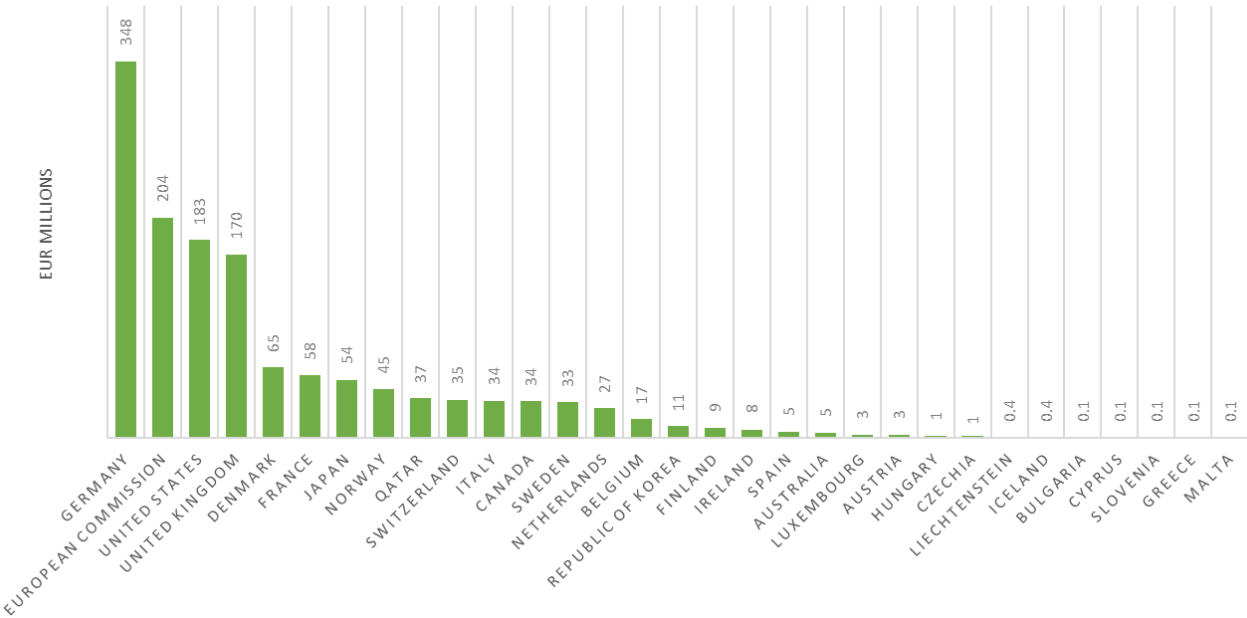
For grants 2024, contributions for Syria amounted to €1.4 billion for 2024, thereby fulfilling 174% of the conference pledge. For grants 2025 and beyond, contributions already reached €61 million by the end of December 2024 which vastly exceeds the conference pledge of just €1.3 million.

A total of 31 donors contributed €1.4 billion in 2024 grants to Syria, thereby fulfilling 174% of the

€800 million pledge. The three largest contributing donors for 2024 grants accounted for 53% (€735 million) of the total 2024 grant contribution, made up of Germany contributing 25% (€348 million), the EC providing 15% (€204 million), and the US 13% (€183 million).

Iceland pledged most (92%) of the grants to Syria for 2025 and beyond amounting to €1.2 million. However, by the end of December 2024 Germany had contributed the most to Syria with €61 million in grants for 2025 and beyond.

Figure 12: 2024 Grant contributions for Syria, by donor



Sectors

Of the total 2024 grant pledge of €3.9 billion for Syria and the region, total contributions at the end of December 2024 amounted to €4.9 billion. Since some donors were unable to report on the sectoral breakdown of their contributions, this sectoral analysis is based on the breakdown of €4.6 billion of the total €4.9 billion confirmed contributions, provided by 34 grant donors.

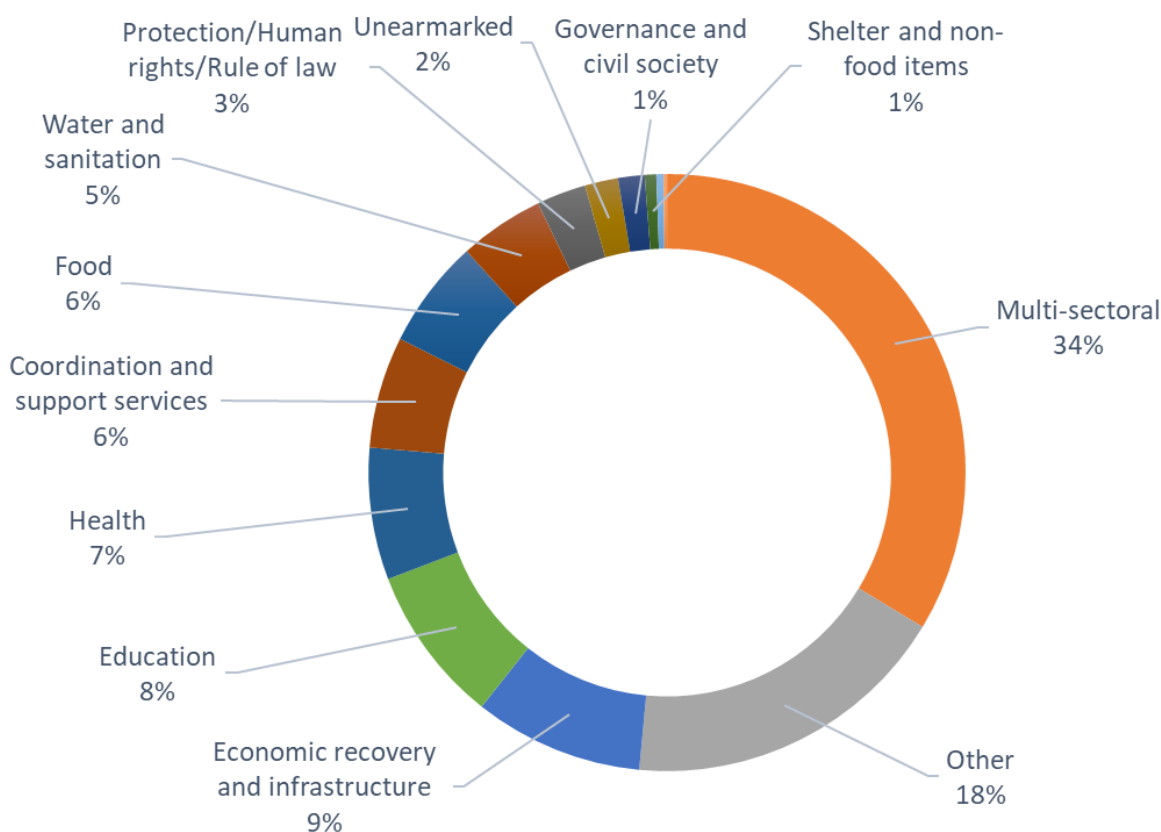
Aside from the 34% of reported contributions that have been allocated to Multi-sectoral activities (€1.5 billion) and the 18% allocated to 'Other' sectors (€811 million), the largest grant investment in 2024 was in Economic Recovery and Infrastructure (ERI) which represented 9% of all reported sectoral contributions (€417 million), mostly to Syria, Lebanon and Türkiye.

Education also featured highly in the 2024 sectoral grant contributions, accounting for 9% of contributions (€388 million). Lebanon was by far the main recipient country for grant contributions to the Education sector followed by Türkiye and Jordan.

Some sectoral contributions were concentrated in a single recipient country. For example, 95% of all funds for Coordination and Support Services were allocated to Türkiye, while more than half of all Food (59%) sectoral contributions were to Lebanon. Three quarters of funds for Economic Recovery and Infrastructure, were allocated almost equally between Syria, Lebanon and Türkiye.¹⁷

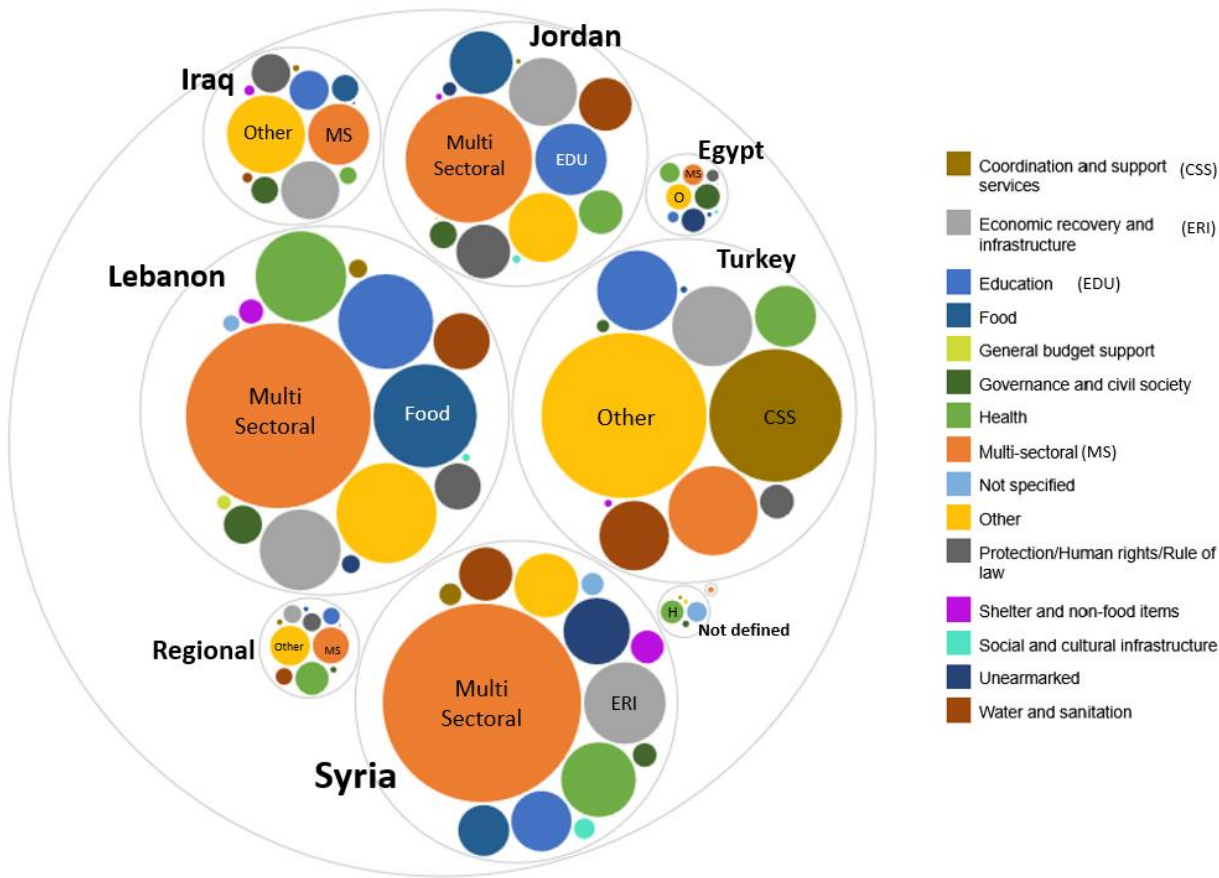
The majority of the €811 million in contributions to 'Other' sectors was provided by the European Commission (50%) to Türkiye.

Figure 13: 2024 Grant contributions, by sector



¹⁷ The labels in Figure 14 show the two largest sectoral contributions in each country across the region.

Figure 14: 2024 Grant contributions by recipient country and sector



Channels of Delivery

Of the total 2024 grant pledge of €3.9 billion for Syria and the region, total contributions at the end of December 2024 amounted to €4.9 billion. Since some donors were unable to report on the channel of delivery of their contributions, this analysis of channels of delivery is based on a breakdown of €4.1 billion of the total €4.9 billion confirmed contributions, provided by the 34 grant donors.

The most commonly reported channel of delivery for 2024 grant contributions continued to be the UN Agencies, which are responsible for implementing 53% (€2.2 billion) of the grant contributions for 2024, as of December 2024.

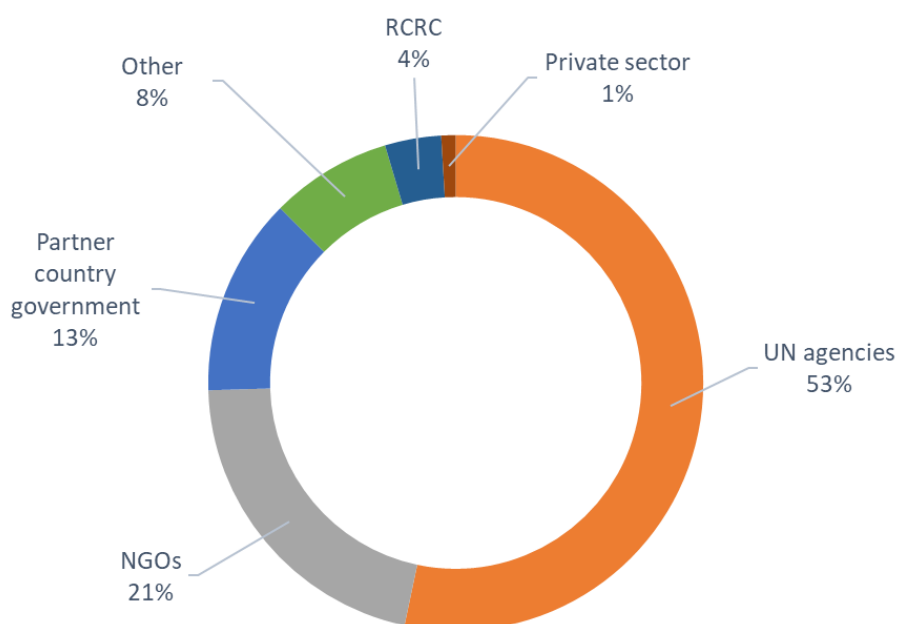
The breakdown of this data at the country level¹⁸ reveals that UN Agencies were the primary delivery channel in most recipient countries: 65% of all

contributions to Egypt, 64% of all contributions to Lebanon, and 62% of all contributions to Jordan.

Uniquely, Syria received more funds allocated to NGOs, representing 43% of all sectoral contributions by December 2024, followed very closely by UN agencies, which also accounted for 43%. Türkiye allocated nearly half of its funds directly to the partner government (49%), with UN agencies following closely at 46%.

NGOs were responsible for implementing a large proportion (21%) of all the overall grant contributions for 2024, not only in Syria (43%) but also in, Lebanon (20%), Iraq (16%), and Egypt (18%).

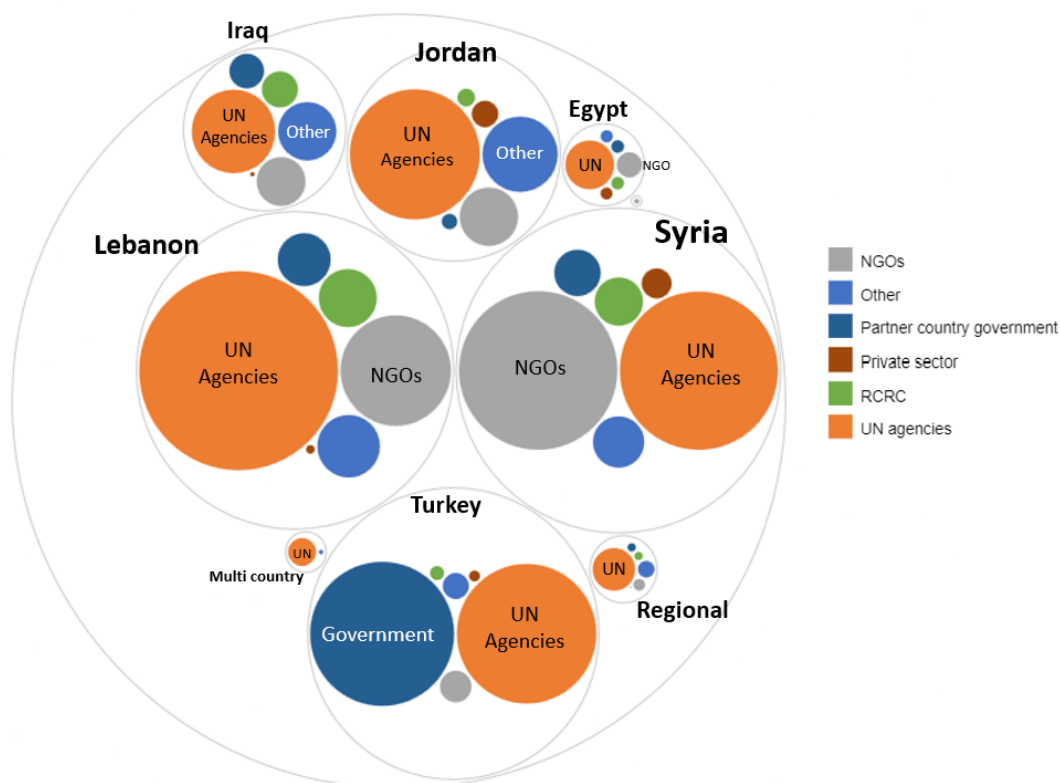
Figure 15: 2024 Grant contributions by delivery channel¹⁹



¹⁸ The labels in Figure 16 show the two largest sectoral contributions in each country across the region.

¹⁹ Contributions recorded under the delivery channel category 'Other' were mostly contributions from Germany (63%) to several recipient countries, especially Jordan.

Figure 16: 2024 Grant contributions, by recipient country and delivery channel



UN Coordinated Response Plans

The UN Syria Humanitarian Response Plan (HRP) responds to humanitarian needs within Syria, while the UN Regional Refugee and Resilience Plan (3RP) covers protection and humanitarian needs as well as resilience in the neighbouring countries hosting refugees (Lebanon, Jordan, Türkiye, Iraq and Egypt). They represent the largest combined and coordinated pillar of the humanitarian aid response architecture. These plans bring together national governments, UN, and non-governmental agencies to assess needs, develop strategic plans, deliver programmes, and mobilise international donor support for addressing the priority humanitarian and protection needs of Syrians in Syria and Syrian refugees and vulnerable host communities in neighbouring countries.

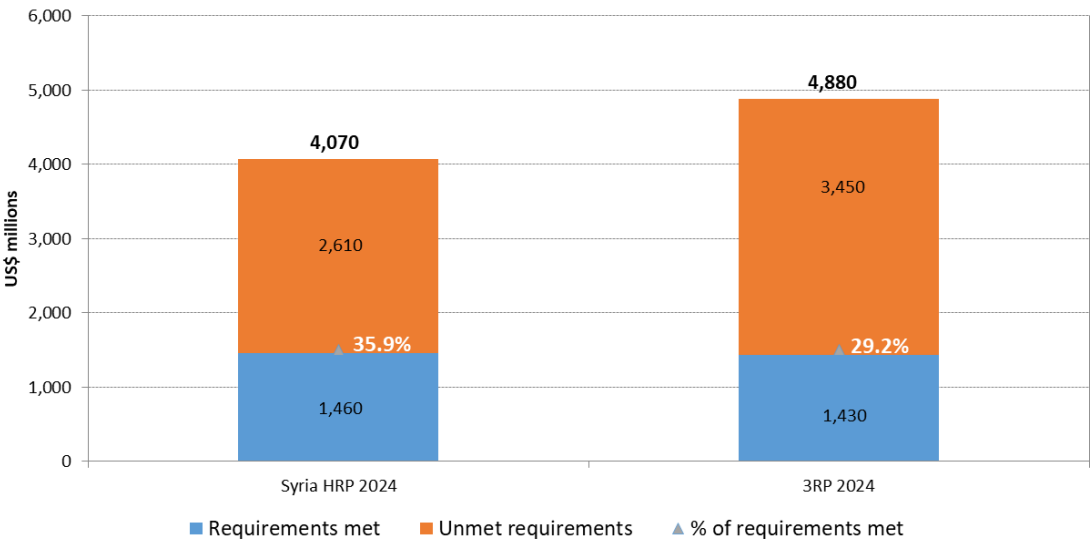
The combined funding requirements to deliver all components of these response plans is US\$9 billion for 2024, made up of US\$4.9 billion for the 3RP²⁰ and US\$4.1 billion for the Syria HRP²¹. These plans have so far only been funded partly with a total confirmed funding of US\$2.9 billion.

The total grant 2024 contributions reported by donors as being channelled through the UN agencies under this financial tracking exercise was US\$2.4 billion. This discrepancy is due to the fact that the data collected for this report is collected directly from the donors and banks, not all of whom were able to report on delivery channel, whereas the UN collects their data separately and with different level of completeness.

²⁰ Data sourced from UNHCR, UNDP, and the UN Financial Tracking System website: <https://fts.unocha.org/plans/1168/summary>

²¹ Data sourced from UNHCR, UNDP, and the UN Financial Tracking System website: <https://fts.unocha.org/plans/1175/summary>

Figure 17: Requirements and contributions for Syria-related UN-coordinated response plans, 2024



Annexes

Annex A: Glossary

Term	Definition
Commitment	A firm plan expressed in writing and backed by the necessary funds, carried out by an official donor to provide specified assistance to a recipient country government, organisation or implementing agency. In the context of the tracking reports, commitments refer to those funds which have been committed but not yet contracted or disbursed. Committed funds can under some circumstances be decommitted. In the case of loans, the amount committed by financial institutions should be understood as the amount of loans formally approved by their institutions.
Contract	A binding agreement signed between a donor and a recipient implementing institution, organisation, or agency to implement an action. Funds can then be disbursed on this basis. In the context of these tracking reports, contracted funding refers to those funds which have been contracted but not yet disbursed. Contracts can under some circumstances be cancelled. In the case of loans, the amount contracted by financial institutions refers to the amount of loans formally signed with the borrower.
Contribution	For the purpose of the tracking reports, 'contributions' is used as a general term to refer to the sum of all funds reported as committed, contracted and disbursed.
Disbursement	Outgoing funds that are transferred to a recipient institution, organisation, or agency, following a commitment and/or a contract. In the context of these tracking reports, disbursements refer to funds disbursed from the donor to the first-level recipient, not to the funds which are ultimately spent at the project level. Disbursements may depend on the progress of the respective projects and that achieved by respective implementing partners. In the case of loans, the disbursed amount by financial institutions refers to the amount transferred to the borrower.
Grant	Funding for which no repayment is required.
Lending institutions	All institutions that pledged and/or contributed loans as part of the Syria response. This includes multilateral development banks and government institutions.
Loan	Funding for which the recipient incurs a legal debt.
Loan – concessional status	The concessional status of a loan reflects the benefit to the borrower compared with a loan at market rate. Concessional loans' benefits can include a lower interest rate, a longer period in which the loan must be repaid and a delay to when the repayment must begin.
Made / make available	Synonym for contributed / contribute
Multi-country	Pledges and funding labelled as 'multi-country' in the reports refer to instances where funding is directed (or will be directed) to two or more (but not all) specified countries in the Syria region. This differs from pledges and funding labelled as going to the 'Region', which is specified as funding for the regional response by donors and may go to all countries in the region; as well as 'not defined', which refers to pledges and funding where no country or regional detail has been provided.
Multi-sector	In the context of sectoral disaggregation of grants and for the purposes of the tracking reports, multi-sector refers primarily to projects and activities with no one dominant sector and often applies to assistance for refugees provided and/or coordinated by the UN High Commissioner for Refugees (UNHCR). This definition is in line with the Inter-Agency Standing Committee's sectoral definitions.
Multilateral development banks	Multilateral development banks are supranational institutions established by a group of countries with the common task of fostering economic and social progress in developing countries by financing projects (in the form of loans or grants), supporting investment, generating capital, and providing technical expertise.
Pledge	In the case of grants, a pledge refers to a non-binding announcement of an intended contribution or allocation by donors.

Term	Definition
	In the case of loans, a pledge represents a non-binding announcement of a lending target. Achieving set lending targets depends on the ability and willingness of the borrowing party to take out a loan.
Recipient country	These reports include analyses of pledges and funding by recipient country. This includes direct funding to the governments of recipient countries, as well as funding channelled through organisations working in the country, such as the UN, NGOs, the International Committee of the Red Cross (ICRC) and the International Federation of Red Cross and Red Crescent Societies (IFRC) and the private sector.
Region	In the context of the Brussels conference, 'Region' refers to Egypt, Iraq, Jordan, Lebanon, and Türkiye.
Unearmarked	In the context of these reports, unearmarked refers to funding that is deliberately not directed to any particular sector by the donor. This differs from 'sector not specified' where details of sector-specific allocation are not available from the reports provided by the donors.

Annex B: Methodology

The pledges made by the international community at the Brussels VIII Conference in support of Syria and the region are detailed in the Financial Pledging Statement ²².

The overall purpose of the ongoing financial tracking of the support to Syria and the region, is to contribute towards the strengthening of the adherence to the Organisation for Economic Cooperation and Development (principles of aid effectiveness, specifically: national ownership; alignment; harmonisation; managing for results and mutual accountability). The specific objectives of this financial tracking that contribute to the achievement of the overall purpose, is the transparent monitoring of the following components of financial support to Syria and the region:

1. Realisation of non-binding donor grant and loan pledges into firm funding (grant or loan) contributions²³ (committed, contracted, and disbursed).
2. Realisation of grant and loan contributions by country, sector, and delivery channel.
3. Concessional status of loans at each stage from pledge and each progressive stage in the progress of loan contributions (committed, contracted, and disbursed).
4. Realisation of grant and loan funding contributions (committed, contracted, and disbursed) from regional and country-specific multi-donor mechanisms.

The definitions of contributions have been applied rigorously throughout the data collection process and in this report. A non-binding pledge only becomes a contribution once it is committed, which is defined as: *“a firm plan expressed in writing and backed by the necessary funds, carried out by an official donor to provide specified assistance to a recipient country government, organisation or implementing agency”*. The definition of a contribution also includes committed funds that have subsequently been contracted and then disbursed. This financial tracking report has applied the existing definitions of these terms comprehensively and consistently. The strict application of these definitions is critical to the achievement of all four of the objectives of this financial tracking, and a crystal-clear distinction between non-binding pledges and actual funds being realised is essential to meet the overall purpose of mutual accountability.

The definition of terms (Annex A: Glossary), approach and methodology followed for this round of financial tracking has replicated the stated

approach and methodology from the previous rounds of financial tracking, which encompass the following steps in the process:

1. The intended pledges of the donors and multi-lateral development banks were collected prior to the Brussels VIII conference, with the submission of Pledge Forms and online submissions.
2. During the Brussels VIII conference (27 May 2024) donors and banks publicly announced their pledges, which were recorded in real time, rapidly verified, and then the total pledge was released at the end of the conference in the Financial Pledging Statement.
3. Following the Financial Tracking Report No. 10, lessons learning meetings were held with several donors and banks to improve the data collection process and test the new semi-automated financial tracking forms. New data collection forms were then finalised based on this learning before being distributed to all donors and banks.
4. On 7 February 2025, a detailed financial tracking form was sent for completion by all 36 donors and two banks that made a pledge at the Brussels VIII conference, with clear instructions on how to complete the forms. The form included locked information and fully automated validation mechanism highlighting inconsistencies in the data for consideration, and confirmation by the relevant donor during completion. Donors were also required to provide detailed comments on any residual inconsistencies in the data. The donors and banks were requested to return completed forms with all the required data by 28 February 2025, to complete the financial tracking exercise in time to publish this report in May 2025.
5. As soon as data was received it went through a robust validation process before being entered into the financial tracking database. The contribution data was validated on the basis that firm commitments require written confirmations and requisite resources available, committed to specific countries (or multi-country or regional), sectors, and delivery channels. Any inconsistencies in total contributions between tables was automatically highlighted and when required further clarifications were requested from each donor if the comments did not fully explain the issues highlighted.

²² BVIII Financial Pledging Statement
https://www.eeas.europa.eu/eeas/bviii-financial-pledging-statement_en

²³ See Annex A – Glossary for detailed definition of all terms used.

6. Once the data was validated, it was entered on to a database²⁴, and then analysed and graphed, and finally included in the report.

The robust data collection and validation process has enabled any gaps or deficiencies in data to be identified and assessed in detail to determine how to resolve the deficiency. All remaining gaps or anomalies in data are noted in the respective section of the report, with the full details of the anomaly being noted in footnotes throughout the report. This full disclosure on the strength of the data presented allows any independent reader to interrogate the analysis and draw conclusions with a full knowledge of the strength of the data presented.

The collection of a universal set of data from all donors and banks has enabled the analysis to rely solely on the universal primary data collected, with external secondary data sources from the UN only being used to compare and triangulate the data collected on the UN delivery channel.

Contributions are expected to increase between mid-year and end of year financial tracking reports but in some cases, decommitments or cancelled contracts may result in decreased contributions for specific donors.

The Euro amounts for pledges were taken directly from the Financial Annex to the Co-chairs statement from the conference. The ECB Exchange Rates²⁵ on 17 May 2024 were used in the pledge statement and for all financial data analysed in this report.

For contributions in the years 2016-2021, the average UN Operational Exchange Rate for the respective year is used. For contributions in 2024 and beyond, the ECB rate on 17 May 2024 was also used, to ensure comparability of pledge and contribution data.

The UN appeal information has been sourced from the UN Office Coordination of Humanitarian Affairs (OCHA) Financial Tracking System (FTS). Funding figures for the Syria 3RP in FTS might differ from the UNHCR funding snapshots due to time lags in data collection.

The sectoral analysis of grants in the report uses sector classifications that are specific to this tracking project and are consistent with previous reports to enable longitudinal analysis. The classification of sectors is informed by the OECD

DAC sectors and purpose codes, and the Inter-Agency Standing Committee²⁶ standard sectors. The sectors used for this analysis of grants include the following:

- education
- health
- water and sanitation
- governance and civil society
- social and cultural infrastructure
- economic recovery and infrastructure (including agriculture, mine action and livelihoods)
- food
- coordination and support services
- protection/human rights/rule of law
- shelter and non-food items
- multi-sector
- unearmarked
- not yet specified
- other

Funding that does not fall under any of these sectoral categories are combined into 'other', with additional detail provided by each institution in their data submission reports.

²⁴ The information management system designed and used for this financial tracking exercise was as follows: Macros and other extract, transform and load (ELT) functions were used to automatically extract input cells from each of the data collection forms regardless of whether they contained reported data.

- 225 cells potentially containing numerical data from each FTR18 Grant form 2024 (Tables 1, 2 & 3)
- 36 cells potentially containing numerical data from each FTR18 Grant form 2024 and beyond (Table 1)

- 72 cells potentially containing numerical data from each FTR17 Loans form 2024 onwards (Tables 1 & 2)

²⁵ <https://www.ecb.europa.eu/stats/exchange/eurofxref/shared/pdf/2024/05/20240517.pdf>

²⁶ The Inter-Agency Standing Committee is the primary mechanism for inter-agency coordination of humanitarian assistance involving key UN and non-UN humanitarian partners.