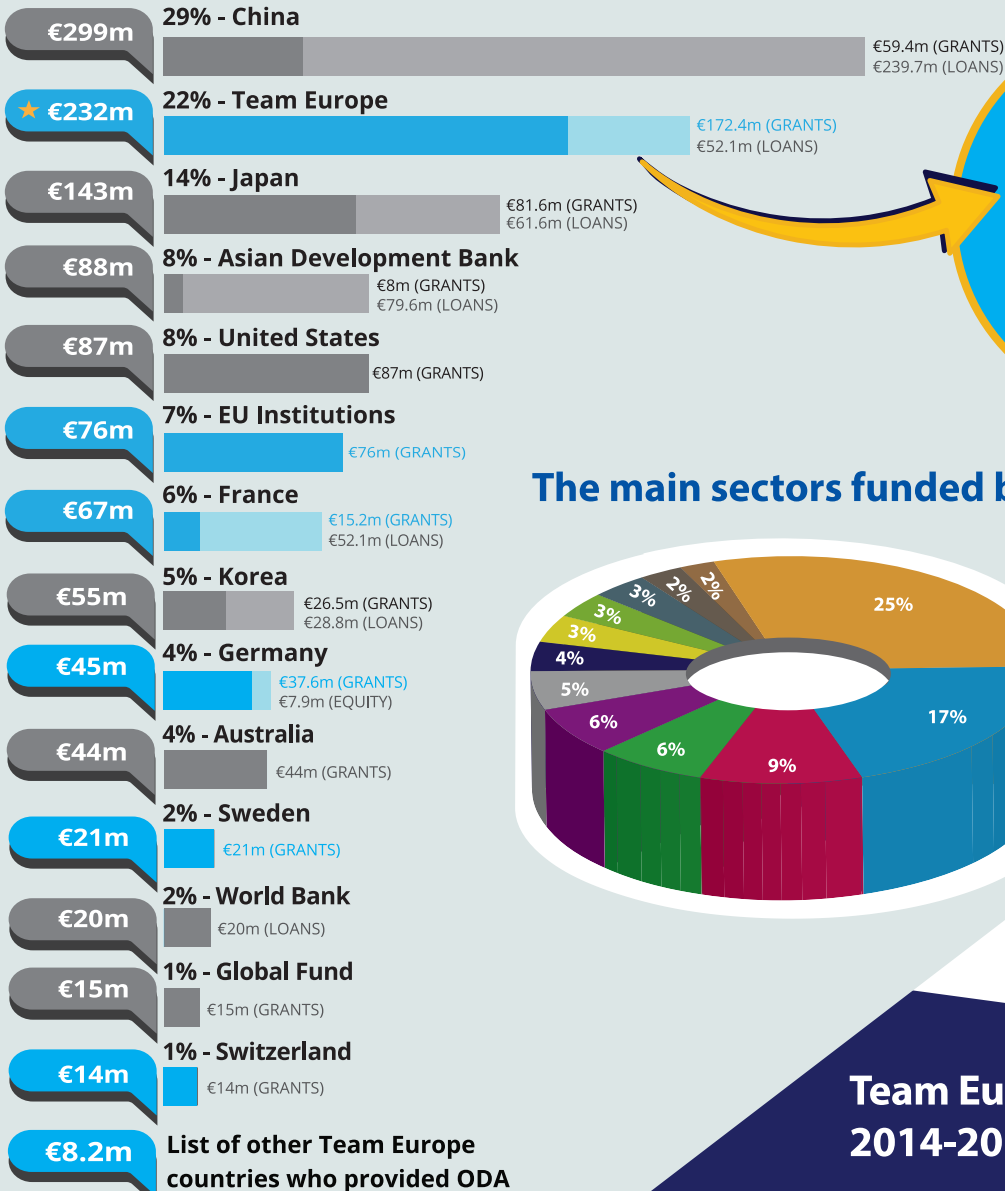




#TeamEurope #TogetherWeAreEUrope

## Cambodia's Partners in 2018\*



**€232m** Team Europe together

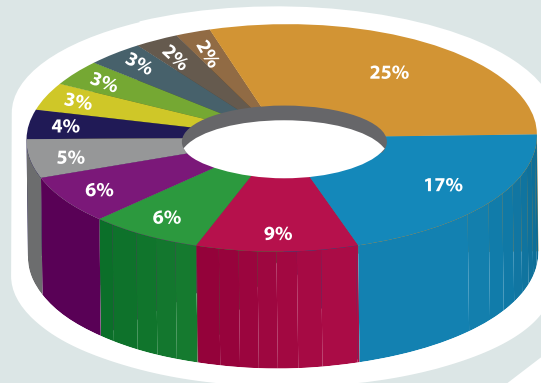
22% of Bilateral Flows

**€282m** Total Team Europe ODA

Team Europe multilateral core and voluntary contributions **€50.5m\***

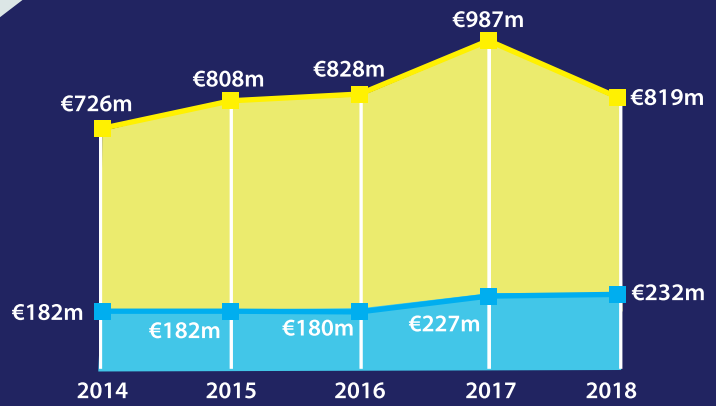
*\*provided at HQ level*

## The main sectors funded by Team Europe



- €58.67m Education
- €40.52m Water Supply & Sanitation
- €20.66m Health
- €14.33m Agriculture, Forestry & Fishing
- €13.95m Energy
- €10.86m Public Finance Management
- €8.24m Business and Banking
- €7.81m Human Rights
- €7.25m Environment Protection
- €7.16m Transport & Storage
- €5.30m Legal and Judicial Development
- €4.33m Rural Development

## Team Europe ODA trends 2014-2018 (€)



\*Based on ODA disbursements in the particular year.

List of other Team Europe countries who provided ODA: Austria, Belgium, Czech Republic, Denmark, Finland, Hungary, Ireland, Italy, Luxembourg, Malta, Poland, Slovak Republic, Spain.

European Partners (Blue)  
All other providers (Yellow)

### For more information contact:

- EEAS JOINT PROGRAMMING:** joint-programming-support@eeas.europa.eu
- EU AID EXPLORER:** https://euaidexplorer.ec.europa.eu
- DEVCO JOINT PROGRAMMING:** devco-joint-programming-support@ec.europa.eu
- NEAR JOINT PROGRAMMING:** NEAR-JOINT-PROGRAMMING@ec.europa.eu

**Sources:**  
OECD DAC CRS Cambodia ODA Database <http://odacambodia.com>  
Exchange rate: \$1 = €0.8473 (OECD exchange rate for 2018)

**JOINT PROGRAMMING TRACKER:** <https://europa.eu/capacity4dev/joint-programming-tracker>  
Differences between figures for total European partners' ODA and ODA trends are due to use of different OECD data sources (with higher level of granularity in 2018).  
Team Europe refers to the joint engagement of the European Union, its Member States, Switzerland, and their financial institutions and agencies active in Cambodia.



#WorkingBetterTogether